

Celebration

Memory Verse: They devoted themselves to the apostles' teaching and fellowship, to the breaking of bread and the prayers. Acts 2:42 (NRSV)

Study Plan: When we celebrate the Eucharist together, we give thanks for the life, death, and resurrection of Jesus.




To earn the Celebration badge, you will need to do the following steps:



Step 1: Jesus and the Last Supper Leader's initials _____

On the night before he died, Jesus ate supper with his disciples. Jesus took some bread and thanked God for it. He broke the bread and shared it with the disciples. He said, "This is my body, given for you." Then he took a cup of wine and thanked God for it. The disciples each drank from the cup. He told the disciples, "This is my blood, poured out for many." Jesus told them, "Do this in remembrance of me." (You can find this in the Bible in Matthew 26:26-28; Mark 14:22-25; Luke 22:14-20; 1 Corinthians 11:23-26)



Who was at this Last Supper? _____

What did Jesus do with the bread? _____

What did Jesus do with the wine? _____

What did Jesus tell his disciples they were to do? _____

Step 2: We celebrate Eucharist

Leader's initials _____



At the Last Supper, Jesus said to "Do this to remember me." That's what we do each time we celebrate the Eucharist. We remember and give thanks for Jesus' life, death, and resurrection. We celebrate Jesus' love for us and his continuing presence among us right now.

We celebrate the Eucharist together each week. The way we do that celebration is called liturgy, which means the work of the people. The liturgy for the Holy Eucharist has two main parts, The Word of God and The Holy Communion.

The Eucharist is a sacrament, a sign that tells about something we can't see. In the Eucharist, what we can see is the bread and the wine; what happens in the Eucharist is that we receive Christ's Body and Blood, and we remember Jesus' life, death, and resurrection.



THE EUCHARIST



What is a sacrament? _____

What is the Eucharist? _____

What are the things we see when we celebrate the Eucharist? _____

What does the Eucharist tell us? _____

What does it remind us of? _____



❖ Here's what we do when we celebrate the Eucharist.
Make your own comic! Draw a picture for each action.

The Holy Eucharist

The Word of God



We sing a hymn.

We listen to lessons from the Bible.

The homily helps us to understand the lessons that were just read, and how they work in our lives today.

We say what we believe: We believe in one God, who made us and all things.

We pray for the church, the world, for our neighbors and friends, for those who are sick, for those who have died.

We tell God we are sorry for what we have done wrong. God loves us and forgives us

The Holy Communion



We exchange the peace.

We bring our gifts of bread and wine and money to the altar.

The priest leads the *Great Thanksgiving*, a prayer which reminds us of all that Jesus did and asks God to be present in the bread and wine.

bread wine wine

We say what we believe: We believe in one God, who made us and all things.

We pray for the church, the world, for our neighbors and friends, for those who are sick, for those who have died.

We tell God we are sorry for what we have done wrong. God loves us and forgives us.

We receive the bread and wine,
the Body and Blood of Christ.

The priest blesses us.

The deacon dismisses us.

Step 3 The special things we use to celebrate the Eucharist

Leader's Initials _____

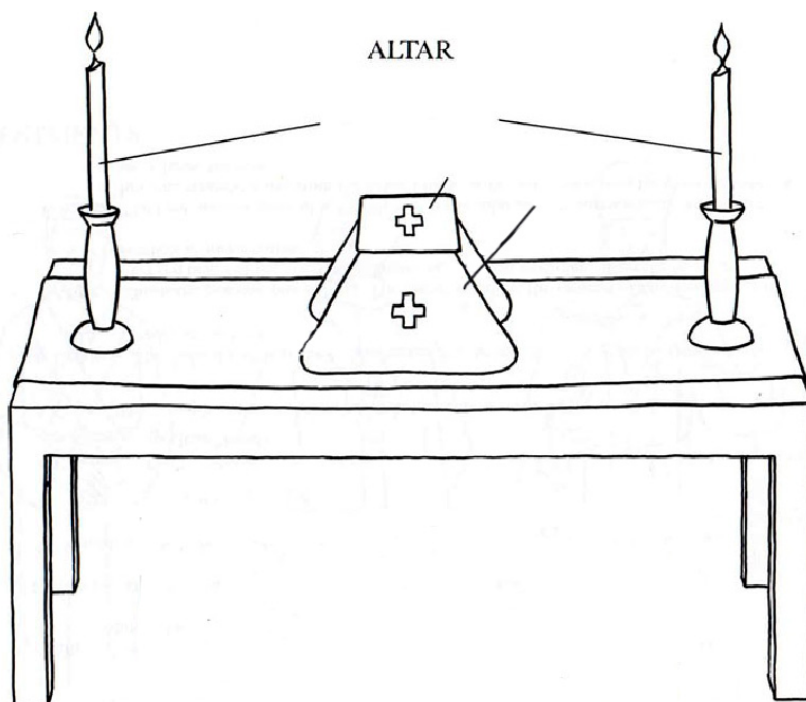
When we celebrate the Eucharist, we use some special things.

Find and name each of the following in the drawing below. Which one is not in the picture?

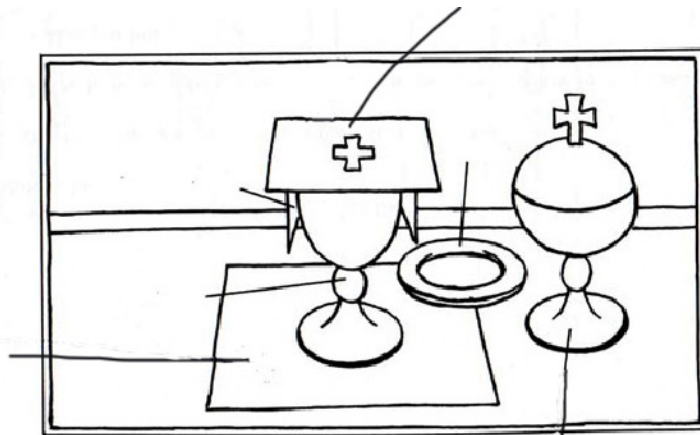
candles - remind us of the light of Christ

burse - rhymes with purse, and holds the corporal and extra purificators

veil - covers the chalice



corporal - a square of white linen, on which the bread and wine are placed
 chalice - the cup which holds the wine
 paten - the plate for the bread
 bread box - holds the bread (the fancy name is ciborium)
 cruet - a vessel which holds wine or water
 purificator - a small square of white linen, used to wipe the chalice
 pall - a stiff square white linen which covers the chalice



Do 2 of the following:



❖ Help to plan or be part of a Eucharist with the help of your Priest. You might read and/or write the Prayers of the People, serve as an acolyte, read one of the lessons, bring the offerings of bread and wine forward, or serve as an usher.

❖ Bake the bread to be used for the Eucharist. A recipe is in the Leader's List.




❖ We often use the word "celebrate" when we talk about the Eucharist. What is a celebration? Why would we celebrate the Eucharist? What other celebrations do you know about? What do you do to celebrate? Plan a celebration with your GFS branch, or for another group (a nursing home, for example).

Challenge yourself!

Make a banner to be used during a celebration in your church.

The lessons that are read each Sunday are assigned in the Lectionary. What lessons will be read on Easter this year? the first Sunday of Advent? the Sunday which is coming up?

Color this badge for your notebook.



Leader's List

Resources:

Holy Communion for Children by Shan Glandon and Joan Lippa, available from Forward Movement.

Communion Bread Recipe

2 cups whole wheat flour
½ tsp salt
2 tsp baking powder
½ cup water
¼ cup vegetable oil
¼ cup honey

Mix flour, salt, and baking powder together in a large bowl. In a small bowl, mix the water, oil, and honey. Add the liquids to the flour mixture and stir until a soft dough is formed. Knead for about five minutes. Roll out on a floured surface. Using a biscuit cutter, cut out circles. Using a knife, cut a cross in the top of each circle. Bake on cookie sheets (lightly sprayed with oil) at 375° for 10 -12 minutes, until edges just begin to lightly brown.